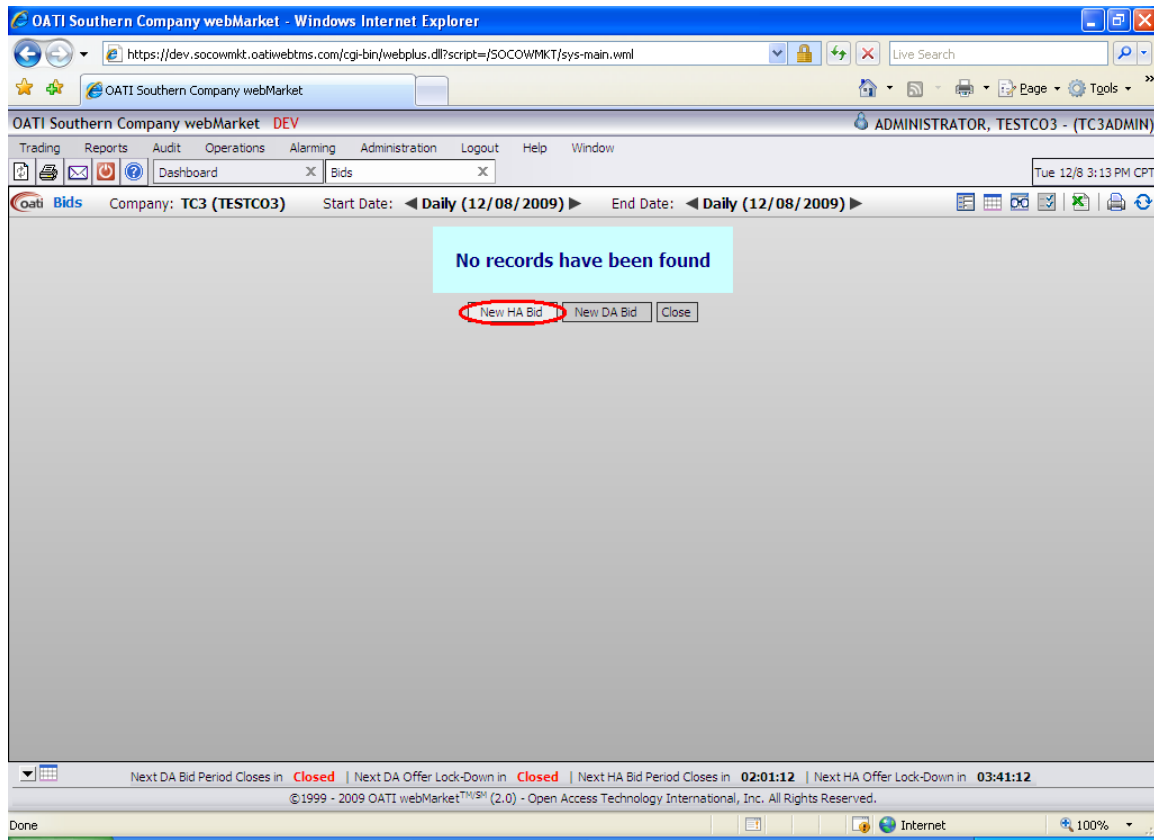
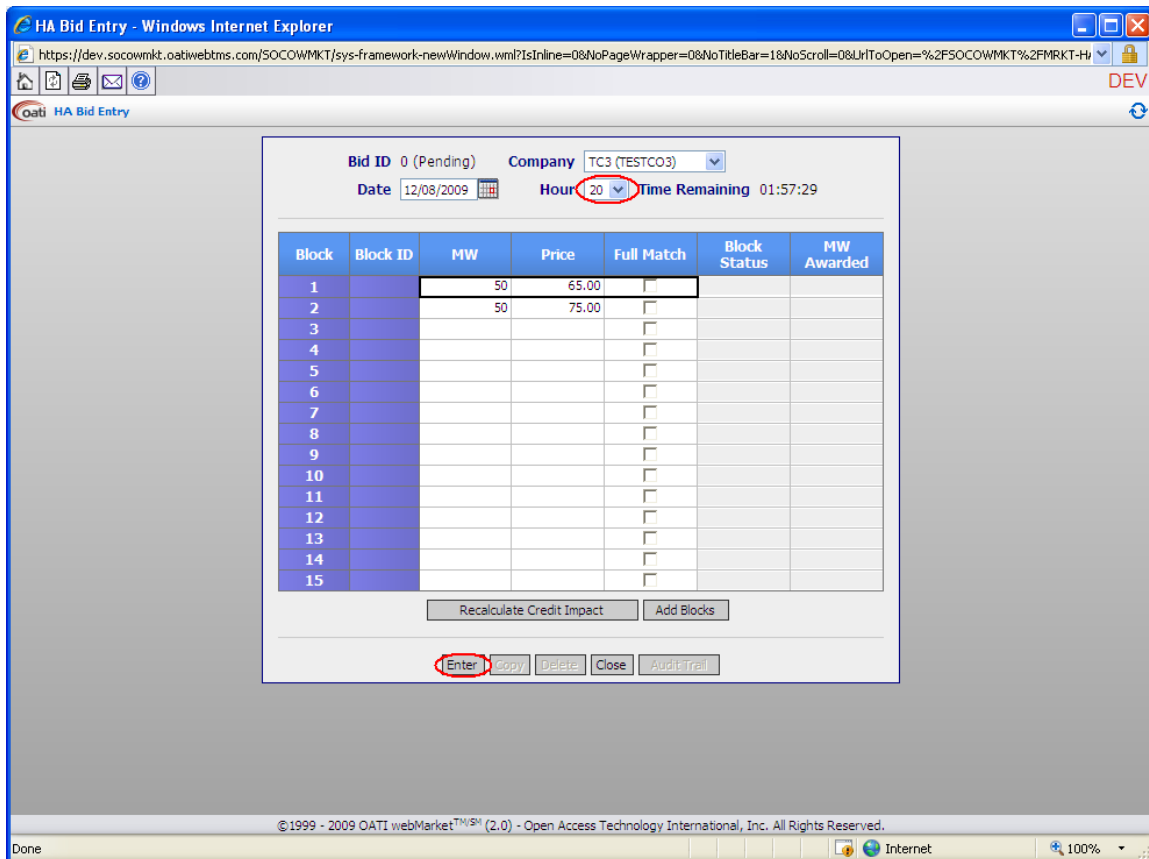


To make a bid on the Southern Company DEVELOPMENT webMarket site:

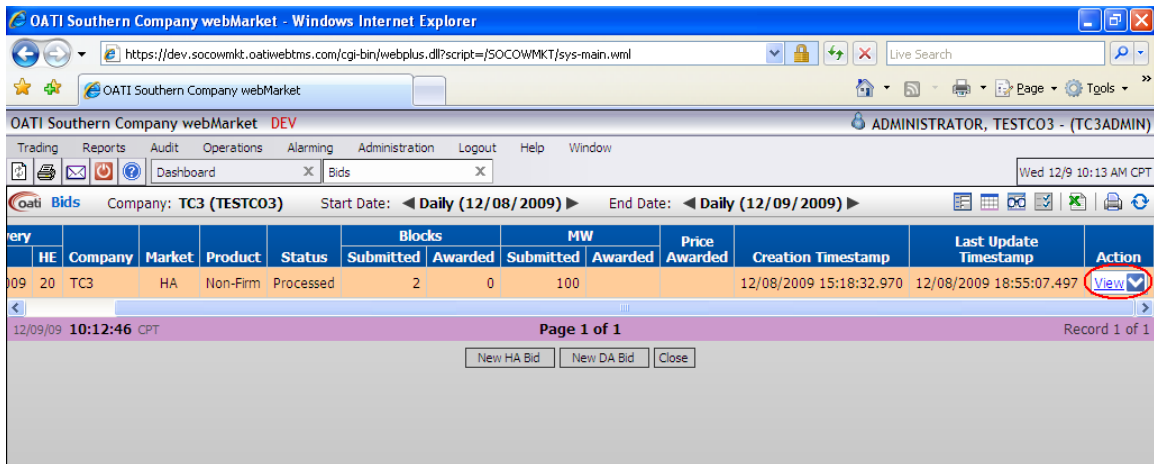
1. Log into the OATI Southern Company webMarket site.
(<https://dev.socowebmkt.oatiwebtms.com>) – Note: this link goes to the DEVELOPMENT site, not the Production site.
2. Go to the TRADING tab (upper left), go to BIDS.
3. Within the BID screen, select “New HA Bid” to enter a new hour ahead bid.



4. Within the HA Bid Entry screen, make sure the hour you are bidding on is the correct hour. Enter the MW amount that you wish to bid on and the price you are bidding. If you do not want to be able to partially win your bid, click on the “Full Match” box within the block you are bidding. You can make multiple bids by entering them in different blocks. Once your bid is entered correctly, click the “enter” button to submit your bid.



- Once your bid is made, you will be able to see the bid details from the BIDS screen. Once the auction has cleared, you can select your bid details to find out if your bid status. A status of *PROCESSED* means you were not awarded any MW; your bid was not accepted. A status of *CLEARED* means you were awarded some MW; your bid was at least partially accepted. By selecting the bid view option (see below) you can see the results of your bid.



- The Bid View will also allow you to see which of your blocks (if you entered several blocks) were awarded MW and which ones were not. The auction clearing price is listed at the top of the Bid View for bids that had MW awarded.

